

TARIFA AISLAMIENTOS 2015

| CODIGO | FAMILIA | CATALOGO | PRODUCTO | CC | PVP 2015 |
|--------|---------|----------|----------|----|----------|
|--------|---------|----------|----------|----|----------|

8ª PARTE

AISLAMIENTOS



it's time to save energy



AMORIM



ROCKWOOL

2015



Distribución de Aillamentos,
Decoración,
Revestimientos
Impermeabilización

GalusoG

Almacéns de soluciones construtivas

Ourense e Vigo



649 84 62 03

www.escayolasgaluso.com

escayolasgaluso@escayolasgaluso.com

EN VIGO.-

Camiño da Feira nº 3 - Nave 2-A
Bembrive (en frente Tanatorio Vigo Memorial)

986 40 61 84

EN OURENSE.-

Carretera de Vigo nº 30
Quintela de Canedo

988 21 26 83

ESTA TARIFA ES PVP Y MERAMENTE INFORMATIVA. PUEDE SER MODIFICADA SIN AVISO PREVIO Y NO DARÁ LUGAR A RECLAMACIONES. ANTES DE PRESUPUESTAR CONSULTE LOS PRECIOS EN VIGOR

TARIFA AISLAMIENTOS 2015

| CODIGO | FAMILIA | CATALOGO | PRODUCTO | CC | PVP 2015 |
|--------|---------|----------|----------|----|----------|
|--------|---------|----------|----------|----|----------|

AISLAMIENTOS AMORIM

Aplicaciones de Corcho para la Construcción
La Solución que crece en los Árboles



AGLOMERADO DE CORCHO EXPANDIDO D. 110-120 KG/M³ M2

| | | | | | |
|----------|------|--------|--|-------|--------|
| 88501010 | 8850 | AMORIN | AGL. DE CORCHO EXPANDIDO - 10 MM - 1000X500 | 30 M2 | 11,27 |
| 88501015 | 8850 | AMORIN | AGL. DE CORCHO EXPANDIDO - 15 MM - 1000X500 | 20 M2 | 14,02 |
| 88501020 | 8850 | AMORIN | AGL. DE CORCHO EXPANDIDO - 20 MM - 1000X500 | 15 M2 | 14,84 |
| 88501025 | 8850 | AMORIN | AGL. DE CORCHO EXPANDIDO - 25 MM - 1000X500 | 12 M2 | 17,76 |
| 88501030 | 8850 | AMORIN | AGL. DE CORCHO EXPANDIDO - 30 MM - 1000X500 | 10 M2 | 20,90 |
| 88501040 | 8850 | AMORIN | AGL. DE CORCHO EXPANDIDO - 40 MM - 1000X500 | 8 M2 | 27,11 |
| 88501050 | 8850 | AMORIN | AGL. DE CORCHO EXPANDIDO - 50 MM - 1000X500 | 6 M2 | 33,89 |
| 88501060 | 8850 | AMORIN | AGL. DE CORCHO EXPANDIDO - 60 MM - 1000X500 | 5 M2 | 40,66 |
| 88501080 | 8850 | AMORIN | AGL. DE CORCHO EXPANDIDO - 80 MM - 1000X500 | 4 M2 | 54,22 |
| 88501100 | 8850 | AMORIN | AGL. DE CORCHO EXPANDIDO - 100 MM - 1000X500 | 3 M2 | 67,77 |
| 88501510 | 8850 | AMORIN | AGL. DE CORCHO EXPANDIDO - 150 MM - 1000X500 | 2 M2 | 101,66 |
| 88501200 | 8850 | AMORIN | AGL. DE CORCHO EXPANDIDO - 200 MM - 1000X500 | 2 M2 | 135,55 |
| 88501300 | 8850 | AMORIN | AGL. DE CORCHO EXPANDIDO - 300 MM - 1000X500 | 1 M2 | 203,32 |

CON 1 CARA LIJADA.-1,95 €/M2 MAS

CON CANTOS A MEDIA MADERA.- 3,5 €/M2 MAS

UD

| | | | | | |
|----------|------|--------|--|--------|--------|
| 88501501 | 8850 | AMORIN | SACO GRANULADO 1-3 MM - 0,5 M3 - DENSIDAD 65-70 KG/M3 | 0,5 M2 | 165,87 |
| 88501502 | 8850 | AMORIN | SACO GRANULADO 2-5 MM - 0,5 M3 - DENSIDAD 65-70 KG/M3 | 0,5 M2 | 152,49 |
| 88501503 | 8850 | AMORIN | SACO GRANULADO 3-15 MM - 0,5 M3 - DENSIDAD 65-70 KG/M3 | 0,5 M2 | 148,03 |

AGLOMERADO MDFACHADA D. 140-160 KG/M³ M2

| | | | | | |
|----------|------|--------|---------------------------------------|------|--------|
| 88502040 | 8850 | AMORIN | AGL. DE CORCHO HD - 40 MM - 1000X500 | 4 M2 | 49,08 |
| 88502050 | 8850 | AMORIN | AGL. DE CORCHO HD - 50 MM - 1000X500 | 3 M2 | 61,35 |
| 88502060 | 8850 | AMORIN | AGL. DE CORCHO HD - 60 MM - 1000X500 | 3 M2 | 73,62 |
| 88502075 | 8850 | AMORIN | AGL. DE CORCHO HD - 75 MM - 1000X500 | 2 M2 | 98,15 |
| 88502100 | 8850 | AMORIN | AGL. DE CORCHO HD - 100 MM - 1000X500 | 2 M2 | 122,69 |

CON CANTOS A MEDIA MADERA.- 3,5 €/M2 MAS

TARIFA AISLAMIENTOS 2015


| CODIGO | FAMILIA | CATALOGO | PRODUCTO | CC | PVP 2015 |
|--------|---------|----------|----------|----|----------|
|--------|---------|----------|----------|----|----------|

POLIESTIRENO EXTRUIDO



| | | | | | |
|----------|------|--------|--|----------|------|
| 84012520 | 8000 | VARIOS | POL. EXTRUIDO XPS RECTO 20 MM - 2,60X0,60 | 15 M2 | 5,70 |
| 84033030 | 8000 | BASF | POL. EXTRUIDO FK-300 - 30 MM - 2,60X0,60 | 21,84 M2 | 6,48 |
| 84033040 | 8000 | BASF | POL. EXTRUIDO FK-300 - 40 MM - 2,60X0,60 | 15,60 M2 | 6,48 |
| 84033050 | 8000 | BASF | POL. EXTRUIDO FK-300 - 50 MM - 2,60X0,60 | 12,48 M2 | 6,48 |
| 84033060 | 8000 | BASF | POL. EXTRUIDO FK-300 - 60 MM - 2,60X0,60 | 10,92 M2 | 6,48 |

AISLAMIENTOS AGLOMERADO POLIURETANO



M2

| | | | | | |
|----------|------|----------|------------------------------|--|--------|
| 83501202 | 8000 | FLEXIBEL | PLACA FLEXIBEL D.120/20 | | 14,39 |
| 83501203 | 8000 | FLEXIBEL | PLACA FLEXIBEL D.120/30 | | 21,57 |
| 83508020 | 8000 | FLEXIBEL | PLACA FLEXIBEL D.80/20 | | 11,03 |
| 83508040 | 8000 | FLEXIBEL | PLACA FLEXIBEL D.80/40 | | 18,64 |
| 83508060 | 8000 | FLEXIBEL | PLACA FLEXIBEL D.80/60 | | 28,27 |
| 83508080 | 8000 | FLEXIBEL | PLACA FLEXIBEL D.80/80 | | 36,74 |
| 83508100 | 8000 | FLEXIBEL | PLACA FLEXIBEL D.80/100 | | 45,83 |
| 83502102 | 8000 | FLEXIBEL | PANEL BICAPA ACUSTIFLEX 10/2 | | 26,42 |
| 83502204 | 8000 | FLEXIBEL | PANEL BICAPA ACUSTIFLEX 20/4 | | 33,86 |
| 83501000 | 8000 | CARZUH | COLA DE CONTACTO BOTE 25 KG | | 244,44 |

TARIFA AISLAMIENTOS 2015

| CODIGO | FAMILIA | CATALOGO | PRODUCTO | CC | PVP 2015 |
|--------|---------|----------|----------|----|----------|
|--------|---------|----------|----------|----|----------|



FOAMGLASS - VIDRIO CELULAR

| | | | | | |
|----------|------|----------|--|-----|----------|
| 88001040 | 8000 | FOAMGLAS | FOAMGLAS W+F - 40 MM - 600X600 | 40 | 45,48 |
| 88001050 | 8000 | FOAMGLAS | FOAMGLAS W+F - 50 MM - 600X600 | 50 | 56,85 |
| 88001060 | 8000 | FOAMGLAS | FOAMGLAS W+F - 60 MM - 600X600 | 60 | 68,22 |
| 88002030 | 8000 | FOAMGLAS | FOAMGLAS T4+ - 40 MM - 600X450 | 30 | 37,71 |
| 88002040 | 8000 | FOAMGLAS | FOAMGLAS T4+ - 40 MM - 600X450 | 40 | 50,28 |
| 88002050 | 8000 | FOAMGLAS | FOAMGLAS T4+ - 50 MM - 600X450 | 50 | 62,85 |
| 88002060 | 8000 | FOAMGLAS | FOAMGLAS T4+ - 60 MM - 600X450 | 60 | 75,42 |
| 88003040 | 8000 | FOAMGLAS | FOAMGLAS S3 - 40 MM - 600X450 | 40 | 52,80 |
| 88003050 | 8000 | FOAMGLAS | FOAMGLAS S3 - 50 MM - 600X450 | 50 | 66,00 |
| 88003060 | 8000 | FOAMGLAS | FOAMGLAS S3 - 60 MM - 600X450 | 60 | 79,20 |
| 88003080 | 8000 | FOAMGLAS | FOAMGLAS S3 - 80 MM - 600X450 | 80 | 105,60 |
| 88004060 | 8000 | FOAMGLAS | FOAMGLAS READY BOARD T4+ - 60 MM - 1200X600 | 60 | 77,94 |
| 88004080 | 8000 | FOAMGLAS | FOAMGLAS READY BOARD T4+ - 80 MM - 1200X600 | 80 | 103,92 |
| 88004100 | 8000 | FOAMGLAS | FOAMGLAS READY BOARD T4+ - 100 MM - 1200X600 | 100 | 129,90 |
| 88006050 | 8000 | FOAMGLAS | FOAMGLAS READY BLOCKS T4+ - 50 MM - 1200X600 | 50 | 64,95 |
| 88006060 | 8000 | FOAMGLAS | FOAMGLAS READY BLOCKS T4+ - 60 MM - 1200X600 | 60 | 77,94 |
| 88006080 | 8000 | FOAMGLAS | FOAMGLAS READY BLOCKS T4+ - 80 MM - 1200X600 | 80 | 103,92 |
| 88007001 | 8000 | FOAMGLAS | FOAMGLAS TAPERED T4+ - 45 X 60 CM | M3 | 1.005,00 |
| 88008011 | 8000 | FOAMGLAS | COLA PC 11 - 28 KG | UD | 260,40 |
| 88008056 | 8000 | FOAMGLAS | COLA PC 56 - 28 KG | UD | 134,40 |
| 88008500 | 8000 | FOAMGLAS | COLA PC 500 - 28 KG | UD | 159,60 |
| 88008164 | 8000 | FOAMGLAS | COLA PC 164 - 28 KG | UD | 168,00 |
| 88011515 | 8000 | FOAMGLAS | PLAQUETA METALICA 15X15 CM | UD | 2,70 |
| 88012020 | 8000 | FOAMGLAS | PLAQUETA METALICA 20X20 CM | UD | 4,50 |

TARIFA AISLAMIENTOS 2015

| CODIGO | FAMILIA | CATALOGO | PRODUCTO | CC | PVP 2015 |
|--|----------------|-----------------|---|-----------|------------------|
| <u>AISLAMIENTOS DE SUELO ROCKWOOL</u> | | | | | <u>M2</u> |
| 81550120 | 8000 | ROCKWOOL | PANEL SUELO ROCKSOL E-501 20 MM (14,4 M2) | | 9,61 |
| 81550130 | 8000 | ROCKWOOL | PANEL SUELO ROCKSOL E-501 30 MM (10,08 M2) | 90 KG/M3 | 14,47 |
| 81550140 | 8000 | ROCKWOOL | PANEL SUELO ROCKSOL E-501 40 MM (7,20 M2) | | 19,13 |
| 81501015 | 8000 | ROCKWOOL | ROCKSOL -E-2 525 - PANEL 150 KG/M3 - 15 MM - 1200X600 | 18,72 M2 | 8,48 |
| 81501040 | 8000 | ROCKWOOL | ROCKSOL -E-2 525 - PANEL 150 KG/M3 - 40 MM - 1200X600 | 4,32 M2 | 19,09 |
| <u>AISLAMIENTOS DE SUELO KNAUF INSULATION</u> | | | | | <u>M2</u> |
| 82109020 | 8000 | KNAUF INS. | ULTRACUSTIC SUELO TPT 01 - PANEL 20 MM - 600X1250 | 15, M2 | 9,73 |
| 82109120 | 8000 | KNAUF INS. | ULTRACUSTIC SUELO TP - PANEL 20 MM - 600X1000 | 9,6 M2 | 8,89 |
| 82109130 | 8000 | KNAUF INS. | ULTRACUSTIC SUELO TP - PANEL 30 MM - 600X1000 | 6, M2 | 13,28 |
| <u>AISLAMIENTOS DE SUELO ISOVER</u> | | | | | <u>M2</u> |
| 81501020 | 8000 | ISOVER | PANEL SOLADO DIRECTO 150 KG/M3 - 20 MM - 9.60 M2 | | 11,90 |
| 81501030 | 8000 | ISOVER | PANEL SOLADO DIRECTO 150 KG/M3 - 30 MM - 7.20 M2 | | 17,98 |
| 81501021 | 8000 | ISOVER | PANEL SOLADO L NUEVO 20 MM - 14.40 M2 | | 9,18 |
| 81501023 | 8000 | ISOVER | PANEL SOLADO L NUEVO 30 MM - 9,36 M2 | | 12,65 |
| 81501022 | 8000 | ISOVER | PANEL PST - 22 MM (9,60 M2) | | 22,57 |
| 82005015 | 8000 | ISOVER | PANEL PF ARENA 15 MM - 24.3 M2 | | 9,30 |
| 82005025 | 8000 | ISOVER | PANEL PF ARENA 25 MM - 16.2 M2 | | 12,52 |
| <u>LAMINA AISLANTE SUELOS TEXSA</u> | | | | | <u>M2</u> |
| 8410740000 | 8000 | TEXSA | ROLLO TEXSILEM 3 MM (1,50X150) (225 M2) - M2 | | 0,91 |
| 8410750000 | 8000 | TEXSA | ROLLO TEXSILEM 5 MM (1,50X100) (150 M2) - M2 | | 1,55 |
| 8418330000 | 8000 | TEXSA | ROLLO TEXSILEM PLUS 5 MM (1,50X75) (112,5 M2) - M2 | | 3,02 |
| 8418349900 | 8000 | TEXSA | ROLLO TEXSILEM PLUS 10 MM (1,45X40) (58 M2) - M2 | | 5,79 |
| <u>LAMINA AISLANTE SUELOS DANOSA</u> | | | | | <u>M2</u> |
| 84620015 | 8000 | DANOSA | AISLAMIENTO SUELOS IMPACTODAN - 5 - (1X15) - 15 M2 | M2 | 3,81 |
| 84620005 | 8000 | DANOSA | AISLAMIENTO SUELOS IMPACTODAN - 5 - (2X50) - 100 M2 | M2 | 3,15 |
| 84620017 | 8000 | DANOSA | AISLAMIENTO SUELOS IMPACTODAN - 10 (2X25) - 50 M2 | M2 | 5,93 |
| 84620042 | 8000 | DANOSA | DESOLIDARIZADOR DE MUROS 10X150 MM - 12,5 ML | UD | 31,95 |
| 84620044 | 8000 | DANOSA | DESOLIDARIZADOR PERIMETRAL 3X200 MM - 25 ML | UD | 68,85 |
| 84620045 | 8000 | DANOSA | CINTA DE SOLAPE 3X150 MM - 25 ML | UD | 27,90 |
| <u>SUELOS FLOTANTES ACUSTICA INTEGRAL</u> | | | | | <u>M2</u> |
| 86S20G001 | 8000 | AC. INTEGRAL | SUELO FLOTANTE A-1 - ROLLO 50X1 M | M2 | 13,60 |
| 86S30B001 | 8000 | AC. INTEGRAL | ACUSTILASTIC ANTIVIBRATORIO PLACA 1150X550 MM | UD | 85,63 |
| 86S30B029 | 8000 | AC. INTEGRAL | ACUSTILASTIC N ANTIVIBRATORIO PLACA 1000X500 MM | UD | 50,28 |

TARIFA AISLAMIENTOS 2015

| CODIGO | FAMILIA | CATALOGO | PRODUCTO | CC | PVP 2015 |
|---|----------------|-----------------|--|-----------|-----------------|
| LANA MINERAL EN ROLLO KNAUF INSULATION | | | | | M2 |
| 82102050 | 8000 | KNAUF INSUL. | ROLLO SIN REVESTIR - 50 MM - 400X8500 | 20,4 M2 | 4,05 |
| 82102051 | 8000 | KNAUF INSUL. | ROLLO SIN REVESTIR - 50 MM - 600X9500 | 22,8 M2 | 4,05 |
| 82102080 | 8000 | KNAUF INSUL. | MANTA KRAFT - TI-212 - 80 MM - 600X13000 | 15,6 M2 | 4,77 |
| 82102081 | 8000 | KNAUF INSUL. | MANTA KRAFT - TI-212 - 80 MM - 1200X12200 | 14,64 M2 | 4,70 |
| 82102100 | 8000 | KNAUF INSUL. | MANTA KRAFT - TI-212 - 100 MM - 1200X9000 | 10,8 M2 | 6,12 |
| 82102120 | 8000 | KNAUF INSUL. | MANTA KRAFT - TI-212 - 120 MM - 1200X9000 | 10,8 M2 | 7,36 |
| 82102160 | 8000 | KNAUF INSUL. | MANTA KRAFT - TI-212 - 160 MM - 1200X6500 | 7,8 M2 | 9,23 |
| 82102200 | 8000 | KNAUF INSUL. | MANTA KRAFT - TI-212 - 200 MM - 1200X5500 | 6,6 M2 | 12,11 |
| 82103160 | 8000 | KNAUF INSUL. | MANTA ALUMINIO - TI-312 - 60 MM - 1200X14000 | 16,8 M2 | 5,44 |
| 82103180 | 8000 | KNAUF INSUL. | MANTA ALUMINIO - TI-312 - 80 MM - 1200X11000 | 13,2 M2 | 6,64 |
| 82103185 | 8000 | KNAUF INSUL. | MANTA ALUMINIO - TI-312 - 100 MM - 1200X8500 | 10,2 M2 | 8,35 |
| 82103190 | 8000 | KNAUF INSUL. | MANTA ALUMINIO - TI-312 - 200 MM - 1200X4500 | 5,4 M2 | 15,91 |
| 82102001 | 8000 | KNAUF INSUL. | MANTA DESNUDA - CLASSIC 044 - 80 MM - 1200X13000 | 15,6 M2 | 4,32 |
| 82102002 | 8000 | KNAUF INSUL. | MANTA DESNUDA - CLASSIC 044 - 100 MM - 1200X10500 | 12,6 M2 | 5,35 |
| 82102003 | 8000 | KNAUF INSUL. | MANTA DESNUDA - CLASSIC 044 - 120 MM - 1200X9000 | 10,8 M2 | 6,89 |
| 82102004 | 8000 | KNAUF INSUL. | MANTA DESNUDA - CLASSIC 044 - 200 MM - 1200X5300 | 6,36 M2 | 10,53 |
| 82102411 | 8000 | KNAUF INSUL. | MANTA REFORZADA - TM-415 - 60 MM - 1200X16000 | 19,2 M2 | 5,65 |
| 82102415 | 8000 | KNAUF INSUL. | MANTA REFORZADA - TM-415 - 80 MM - 1200X13000 | 15,6 M2 | 7,25 |
| 82102416 | 8000 | KNAUF INSUL. | MANTA REFORZADA - TM-415 - 100 MM - 1200X9000 | 10,8 M2 | 6,91 |
| LANA DE VIDRIO EN ROLLO ISOVER | | | | | M2 |
| 83000080 | 8000 | ISOVER | LANA VIDRIO EN ROLLO IBR DESNUDO - 80 MM - 14,4 M2 | | 5,53 |
| 83001080 | 8000 | ISOVER | LANA VIDRIO EN ROLLO C/PAPEL IBR - 80 MM - 14,4 M2 | | 5,78 |
| 83001100 | 8000 | ISOVER | LANA VIDRIO EN ROLLO C/PAPEL IBR - 100 MM - 12 M2 | | 7,84 |
| LANA DE ROCA DE ROCKWOOL | | | | | M2 |
| 81001080 | 8000 | ROCKWOOL | LANA ROCA EN ROLLO 80 MM (REF. 121) - 7,2 M2 | | 7,17 |
| 81002040 | 8000 | ROCKWOOL | SODA - LANA EN PANEL - 28 KG/M3 - 40 MM - 1350X600 | 14,58 M2 | 4,86 |
| 81002050 | 8000 | ROCKWOOL | SODA - LANA EN PANEL - 28 KG/M3 - 50 MM - 1350X600 | 11,34 M2 | 5,69 |
| 81002060 | 8000 | ROCKWOOL | SODA - LANA EN PANEL - 28 KG/M3 - 60 MM - 1350X600 | 9,72 M2 | 6,23 |
| 81003140 | 8000 | ROCKWOOL | LANA ROCA 30 KG/M3 (REF. 208) 40 MM - 12,15 M2 | | 4,88 |
| 81003150 | 8000 | ROCKWOOL | LANA ROCA 30 KG/M3 (REF. 208) 50 MM - 9,72 M2 | | 5,50 |
| 81003160 | 8000 | ROCKWOOL | LANA ROCA 30 KG/M3 (REF. 208) 60 MM - 8,10 M2 | | 6,11 |
| 81003175 | 8000 | ROCKWOOL | LANA ROCA 30 KG/M3 (REF. 208) 75 MM - 6,48 M2 | | 7,14 |
| 81004130 | 8000 | ROCKWOOL | LANA ROCA 40 KG/M3 (REF. 212) 30 MM - 12,15 M2 | | 5,35 |
| 81004140 | 8000 | ROCKWOOL | LANA ROCA 40 KG/M3 (REF. 212) 40 MM - 9,72 M2 | | 6,50 |
| 81004150 | 8000 | ROCKWOOL | LANA ROCA 40 KG/M3 (REF. 212) 50 MM - 8,10 M2 | | 8,00 |
| 81004160 | 8000 | ROCKWOOL | LANA ROCA 40 KG/M3 (REF. 212) 60 MM - 6,48 M2 | | 10,82 |
| 81005140 | 8000 | ROCKWOOL | LANA ROCA 50 KG/M3 (REF. 220) 40 MM - 8,10 M2 | | 9,33 |
| 81005150 | 8000 | ROCKWOOL | LANA ROCA 50 KG/M3 (REF. 220) 50 MM - 6,48 M2 | | 11,67 |
| 81007130 | 8000 | ROCKWOOL | LANA ROCA 70 KG/M3 (REF. 225) 30 MM - 11,34 M2 | | 6,91 |
| 81007140 | 8000 | ROCKWOOL | LANA ROCA 70 KG/M3 (REF. 225) 40 MM - 8,10 M2 | | 9,04 |
| 81007150 | 8000 | ROCKWOOL | LANA ROCA 70 KG/M3 (REF. 225) 50 MM - 6,48 M2 | | 11,53 |
| 81007160 | 8000 | ROCKWOOL | LANA ROCA 70 KG/M3 (REF. 225) 60 MM - 5,67 M2 | | 13,84 |
| 81007180 | 8000 | ROCKWOOL | LANA ROCA 70 KG/M3 (REF. 225) 80 MM - 4,05 M2 | | 18,51 |

TARIFA AISLAMIENTOS 2015

| CODIGO | FAMILIA | CATALOGO | PRODUCTO | CC | PVP 2015 |
|---------------------------------------|---------|----------|---|----|-----------|
| PANELES DE LANA DE ROCA ISOVER | | | | | M2 |
| 81003040 | 8000 | ISOVER | PANEL LANA ACUSTILAINA 30 KG/M3 - 40 MM - 12,15 M2 | | 6,09 |
| 81003050 | 8000 | ISOVER | PANEL LANA ACUSTILAINA 30 KG/M3 - 50 MM - 9,72 M2 | | 7,14 |
| 81003060 | 8000 | ISOVER | PANEL LANA ACUSTILAINA 30 KG/M3 - 60 MM - 6,48 M2 | | 8,40 |
| 81004040 | 8000 | ISOVER | PANEL LANA ACUSTILAINA MD 40 KG/M3 - 40 MM - 12,15 M2 | | 8,40 |
| 81004050 | 8000 | ISOVER | PANEL LANA ACUSTILAINA MD 40 KG/M3 - 50 MM - 9,72 M2 | | 10,29 |
| 81004060 | 8000 | ISOVER | PANEL LANA ACUSTILAINA MD 40 KG/M3 - 60 MM - 8,10 M2 | | 12,60 |
| 81007030 | 8000 | ISOVER | PANEL LANA ACUSTILAINA 70 KG/M3 - 30 MM - 16,20 M2 | | 8,19 |
| 81007040 | 8000 | ISOVER | PANEL LANA ACUSTILAINA 70 KG/M3 - 40 MM - 12,15 M2 | | 10,63 |
| 81007050 | 8000 | ISOVER | PANEL LANA ACUSTILAINA 70 KG/M3 - 50 MM - 9,72 M2 | | 13,55 |
| 81007060 | 8000 | ISOVER | PANEL LANA ACUSTILAINA 70 KG/M3 - 60 MM - 8,10 M2 | | 16,38 |
| 81007080 | 8000 | ISOVER | PANEL LANA ACUSTILAINA 70 KG/M3 - 80 MM - 6,48 M2 | | 21,74 |
| 81007099 | 8000 | ISOVER | PANEL LANA ACUSTILAINA 70 KG/M3 - 100 MM - 4,86 M2 | | 27,11 |

PANELES LANA DE ROCA KNAUF INSULATION

M2

| | | | | | |
|----------|------|--------------|---|--------|-------|
| 82107040 | 8000 | KNAUF INSUL. | ULTRACUSTIC 7 (DP 7) - PANEL 40 MM - 400X1200 | 4,8 M2 | 10,18 |
| 82107041 | 8000 | KNAUF INSUL. | ULTRACUSTIC 7 (DP 7) - PANEL 40 MM - 600X1200 | 7,2 M2 | 9,97 |
| 82107050 | 8000 | KNAUF INSUL. | ULTRACUSTIC 7 (DP 7) - PANEL 50 MM - 400X1200 | 4, M2 | 12,72 |
| 82107051 | 8000 | KNAUF INSUL. | ULTRACUSTIC 7 (DP 7) - PANEL 50 MM - 600X1200 | 6, M2 | 12,55 |
| 82107060 | 8000 | KNAUF INSUL. | ULTRACUSTIC 7 (DP 7) - PANEL 60 MM - 400X1200 | 3,2 M2 | 15,59 |
| 82107061 | 8000 | KNAUF INSUL. | ULTRACUSTIC 7 (DP 7) - PANEL 60 MM - 600X1200 | 4,2 M2 | 15,28 |

LANA M. GAMA BASICA DE KNAUF INSULATION

M2

| | | | | | |
|----------|------|--------------|---|----------|-------|
| 82101161 | 8000 | KNAUF INSUL. | PANEL DESNUDO TP-116 - 50 MM - 600X1350 | 12,96 M2 | 4,05 |
| 82101162 | 8000 | KNAUF INSUL. | PANEL DESNUDO TP-116 - 60 MM - 600X1350 | 9,72 M2 | 4,86 |
| 82101163 | 8000 | KNAUF INSUL. | PANEL DESNUDO TP-116 - 75 MM - 600X1350 | 8,1 M2 | 6,48 |
| 82101164 | 8000 | KNAUF INSUL. | PANEL DESNUDO TP-116 - 100 MM - 600X1350 | 6,48 M2 | 8,01 |
| 82102161 | 8000 | KNAUF INSUL. | PANEL KRAFT TP-216 - 50 MM - 600X1350 | 11,34 M2 | 5,38 |
| 82102162 | 8000 | KNAUF INSUL. | PANEL KRAFT TP-216 - 60 MM - 600X1350 | 9,72 M2 | 5,81 |
| 82102163 | 8000 | KNAUF INSUL. | PANEL KRAFT TP-216 - 75 MM - 600X1350 | 8,1 M2 | 7,63 |
| 82102164 | 8000 | KNAUF INSUL. | PANEL KRAFT TP-216 - 100 MM - 600X1350 | 6,48 M2 | 10,03 |
| 82101381 | 8000 | KNAUF INSUL. | PANEL PLUS DESNUDO TP-138 - 50 MM - 600X1350 | 8,1 M2 | 8,44 |
| 82101382 | 8000 | KNAUF INSUL. | PANEL PLUS DESNUDO TP-138 - 60 MM - 600X1350 | 6,48 M2 | 10,28 |
| 82101383 | 8000 | KNAUF INSUL. | PANEL PLUS DESNUDO TP-138 - 100 MM - 600X1350 | 4,05 M2 | 16,90 |
| 82102381 | 8000 | KNAUF INSUL. | PANEL PLUS KRAFT TP-238 - 50 MM - 600X1350 | 8,1 M2 | 9,83 |
| 82102382 | 8000 | KNAUF INSUL. | PANEL PLUS KRAFT TP-238 - 60 MM - 600X1350 | 6,48 M2 | 11,70 |
| 82102383 | 8000 | KNAUF INSUL. | PANEL PLUS KRAFT TP-238 - 100 MM - 600X1350 | 4,05 M2 | 19,33 |

TARIFA AISLAMIENTOS 2015

| CODIGO | FAMILIA | CATALOGO | PRODUCTO | CC | PVP 2015 |
|--------|---------|----------|----------|----|----------|
|--------|---------|----------|----------|----|----------|

LANA MINERAL GAMA ULTRACUOSTIC



| | | | | | |
|----------|------|--------------|---|----------|-------|
| 82101030 | 8000 | KNAUF INSUL. | ULTRACUSTIC P - PANEL 30 MM - 600X1350 | 16,2 M2 | 4,37 |
| 82101044 | 8000 | KNAUF INSUL. | ULTRACUSTIC P - PANEL 45 MM - 400X1350 | 6,48 M2 | 5,40 |
| 82101045 | 8000 | KNAUF INSUL. | ULTRACUSTIC P - PANEL 45 MM - 600X1350 | 12,96 M2 | 5,08 |
| 82101060 | 8000 | KNAUF INSUL. | ULTRACUSTIC P - PANEL 60 MM - 400X1350 | 4,32 M2 | 7,20 |
| 82101061 | 8000 | KNAUF INSUL. | ULTRACUSTIC P - PANEL 60 MM - 600X1350 | 9,72 M2 | 6,79 |
| 82101130 | 8000 | KNAUF INSUL. | ULTRACUSTIC R - ROLLO 30 MM - 600X9500 | 22,8 M2 | 4,19 |
| 82101144 | 8000 | KNAUF INSUL. | ULTRACUSTIC R - ROLLO 45 MM - 400X16000 | 19,2 M2 | 4,82 |
| 82101145 | 8000 | KNAUF INSUL. | ULTRACUSTIC R - ROLLO 45 MM - 600X16000 | 19,2 M2 | 4,82 |
| 82101160 | 8000 | KNAUF INSUL. | ULTRACUSTIC R - ROLLO 60 MM - 400X12000 | 14,4 M2 | 6,44 |
| 82101161 | 8000 | KNAUF INSUL. | ULTRACUSTIC R - ROLLO 60 MM - 600X12000 | 14,4 M2 | 6,44 |
| 82101170 | 8000 | KNAUF INSUL. | ULTRACUSTIC R - ROLLO 70 MM - 400X10500 | 12,6 M2 | 7,52 |
| 82101171 | 8000 | KNAUF INSUL. | ULTRACUSTIC R - ROLLO 70 MM - 600X10500 | 12,6 M2 | 7,52 |
| 82101199 | 8000 | KNAUF INSUL. | ULTRACUSTIC R - ROLLO 100 MM - 600X7500 | 9, M2 | 10,49 |
| 82104430 | 8000 | KNAUF INSUL. | ULTRACUSTIC ABSORCION TP 440 - PANEL 30 MM - 600X1250 | 12, M2 | 7,07 |
| 82104440 | 8000 | KNAUF INSUL. | ULTRACUSTIC ABSORCION TP 440 - PANEL 40 MM - 600X1250 | 9, M2 | 8,68 |
| 82109080 | 8000 | KNAUF INSUL. | BARRERA FONICA - PANEL 80 MM - 600X1000 | 3, M2 | 41,94 |

GAMA ARENA DE ISOVER

M2

| | | | | | |
|----------|------|--------|--|--|-------|
| 82001015 | 8000 | ISOVER | PANEL ARENA OPTIMA 15 MM - 24,30 M2 | | 9,24 |
| 82001030 | 8000 | ISOVER | PANEL ARENA 30 MM - 19,44 M2 | | 4,86 |
| 82001045 | 8000 | ISOVER | PANEL ARENA BASIC 45 MM - 21,06 M2 | | 5,01 |
| 82001062 | 8000 | ISOVER | PANEL ARENA BASIC 60 MM - 16,20 M2 | | 6,77 |
| 82001065 | 8000 | ISOVER | PANEL ARENA BASIC 67 MM - 14,58 M2 | | 7,54 |
| 82001040 | 8000 | ISOVER | PANEL ARENA 40 MM - 14,58 M2 | | 5,57 |
| 82002040 | 8000 | ISOVER | ROLLO ARENA 40R - 16,20 M2 | | 5,78 |
| 82001050 | 8000 | ISOVER | PANEL ARENA 50 MM - 14,58 M2 | | 6,77 |
| 82002050 | 8000 | ISOVER | ROLLO ARENA 50R - 12,96 M2 | | 6,77 |
| 82001060 | 8000 | ISOVER | PANEL ARENA 60 MM - 9,72 M2 | | 8,67 |
| 82002060 | 8000 | ISOVER | ROLLO ARENA 60R - 11,04 M2 | | 8,67 |
| 82001090 | 8000 | ISOVER | PANEL ARENA MASTER -90 MM - 8,10 M2 | | 17,27 |
| 82003050 | 8000 | ISOVER | ROLLO C/PAPEL ARENA COVERTURAS 50 MM - 21 M2 | | 6,93 |
| 82005045 | 8000 | ISOVER | PANEL ARENA PLUS - 45 MM - 8,10 M2 | | 10,79 |
| 82005065 | 8000 | ISOVER | PANEL ARENA PLUS - 65 MM - 4,86 M2 | | 16,43 |
| 82006015 | 8000 | ISOVER | ARENA ABSORCIÓN 15 M - 59.5X59.5 - 21.24 M2 | | 13,70 |
| 82006025 | 8000 | ISOVER | ARENA ABSORCIÓN 25 M - 1200X600 - 17.28 M2 | | 10,40 |
| 82006040 | 8000 | ISOVER | ARENA ABSORCIÓN 40 M - 1200X600 - 11.52 M2 | | 12,87 |
| 82006525 | 8000 | ISOVER | PANEL PLAYER ARENA 25 - 1200X2600 - 3,12 M2 | | 12,20 |
| 82006540 | 8000 | ISOVER | PANEL PLAYER ARENA 40 - 1200X2600 - 3,12 M2 | | 15,02 |
| 82001180 | 8000 | ISOVER | PANEL ARENA PLENUM 80 MM - 4,86 M2 | | 33,00 |

TARIFA AISLAMIENTOS 2015

| <u>CODIGO</u> | <u>FAMILIA</u> | <u>CATALOGO</u> | <u>PRODUCTO</u> | <u>CC</u> | <u>PVP 2015</u> |
|------------------------------------|----------------|-----------------|--|-----------|------------------|
| <u>LANA FACHADAS</u> | | | | | <u>M2</u> |
| 81601050 | 8000 | ROCKWOOL | VENTIROCK DUO - PANEL DD 100/40 KG/M3 - 50 MM - 1350X600 | 8,1 M2 | 14,48 |
| 81601060 | 8000 | ROCKWOOL | VENTIROCK DUO - PANEL DD 100/40 KG/M3 - 60 MM - 1350X600 | 6,48 M2 | 17,38 |
| 81601080 | 8000 | ROCKWOOL | VENTIROCK DUO - PANEL DD 100/40 KG/M3 - 80 MM - 1350X600 | 4,36 M2 | 23,25 |
| 81601150 | 8000 | ROCKWOOL | ROCKSATE DUO - PANEL DD 150/80 KG/M3 - 50 MM - 1200X600 | 4,32 M2 | 22,64 |
| 81601160 | 8000 | ROCKWOOL | ROCKSATE DUO - PANEL DD 150/80 KG/M3 - 60 MM - 1200X600 | 3,6 M2 | 26,57 |
| 81601180 | 8000 | ROCKWOOL | ROCKSATE DUO - PANEL DD 150/80 KG/M3 - 80 MM - 1200X600 | 2,88 M2 | 35,52 |
| 81601199 | 8000 | ROCKWOOL | ROCKSATE DUO - PANEL DD 150/80 KG/M3 - 100 MM - 1200X600 | 2,16 M2 | 44,37 |
| 82115050 | 8000 | KNAUF INSUL. | ULTRAVENT BLACK ROLLO - 50 MM - 1200X11500 | 13,8 M2 | 10,31 |
| 82115060 | 8000 | KNAUF INSUL. | ULTRAVENT BLACK ROLLO - 60 MM - 1200X9500 | 11,4 M2 | 10,89 |
| 82115080 | 8000 | KNAUF INSUL. | ULTRAVENT BLACK ROLLO - 80 MM - 1200X7100 | 8,52 M2 | 14,56 |
| 82113440 | 8000 | KNAUF INSUL. | ULTRAVENT 034 (TP-435B) PANEL - 40 MM - 600X1250 | 7,5 M2 | 8,98 |
| 82113450 | 8000 | KNAUF INSUL. | ULTRAVENT 034 (TP-435B) PANEL - 50 MM - 600X1250 | 6, M2 | 10,78 |
| 82113460 | 8000 | KNAUF INSUL. | ULTRAVENT 034 (TP-435B) PANEL - 60 MM - 600X1250 | 6, M2 | 12,58 |
| 82113480 | 8000 | KNAUF INSUL. | ULTRAVENT 034 (TP-435B) PANEL - 80 MM - 600X1250 | 4,5 M2 | 16,18 |
| 82113499 | 8000 | KNAUF INSUL. | ULTRAVENT 034 (TP-435B) PANEL - 100 MM - 600X1250 | 3,75 M2 | 17,98 |
| 82113240 | 8000 | KNAUF INSUL. | ULTRAVENT 032 (TP-432B) PANEL - 40 MM - 600X1250 | 7,5 M2 | 16,18 |
| 82113250 | 8000 | KNAUF INSUL. | ULTRAVENT 032 (TP-432B) PANEL - 50 MM - 600X1250 | 6, M2 | 17,82 |
| 82113260 | 8000 | KNAUF INSUL. | ULTRAVENT 032 (TP-432B) PANEL - 60 MM - 600X1250 | 4,5 M2 | 20,70 |
| 82113280 | 8000 | KNAUF INSUL. | ULTRAVENT 032 (TP-432B) PANEL - 80 MM - 600X1250 | 3,75 M2 | 25,74 |
| 82113299 | 8000 | KNAUF INSUL. | ULTRAVENT 032 (TP-432B) PANEL - 100 MM - 600X1250 | 3, M2 | 29,70 |
| 82111000 | 8000 | KNAUF INSUL. | TACO DE POLIPROPILENO ULTRAVENT - 60X90 (500 UD) | | 212,09 |
| <u>LANAS ESPECIAL FUEGO</u> | | | | | <u>M2</u> |
| 81011031 | 8000 | ROCKWOOL | PANEL FIREROCK 910,219 - 30 MM (6 M2 CAJA) | | 32,07 |
| 81011032 | 8000 | KNAUF INSUL. | PANEL CHIMENEA S - 30 MM - 600X1000 | 7,2 M2 | 25,69 |
| <u>CLIMATIZACION</u> | | | | | <u>M2</u> |
| 82122500 | 8000 | KNAUF INSUL. | CLIMACOUSTIC 25 X 1219 X 3000 | 21,94 M2 | 19,73 |
| 82103150 | 8000 | KNAUF INSUL. | CLIMAROLLO (TI-312 RA) - ROLLO - 50 MM - 1200X15000 | 18,0 M2 | 7,65 |
| 82103160 | 8000 | KNAUF INSUL. | MANTA ALUMINIO TI-312 - 60 X 1200 X 14000 | 16,80 M2 | 5,13 |
| 87907550 | 8000 | | CINTA ALUMINIO 50 MM - 50 M | UD | 13,01 |
| 87907575 | 8000 | | CINTA ALUMINIO 75 MM - 50 M | UD | 19,71 |
| 87901001 | 8000 | ISOVER | PANEL CLIMAVER PLUS R - 3000X1190 - 25 MM - SUELTAS | | 22,02 |
| 87901002 | 8000 | ISOVER | PANEL CLIMAVER PLUS R - 3000X1190 - 25 MM - CAJAS 24,99 M2 | | 24,06 |
| 87901001 | 8000 | ISOVER | PANEL CLIMAVER NETO - 3000X1190 - 25 MM - SUELTAS | | 22,41 |
| 87901002 | 8000 | ISOVER | PANEL CLIMAVER NETO - 3000X1190 - 25 MM - CAJAS 24,99 M2 | | 24,30 |
| 87905050 | 8000 | ISOVER | CINTA CLIMAVER 50 M | | 26,56 |

TARIFA AISLAMIENTOS 2015

| CODIGO | FAMILIA | CATALOGO | PRODUCTO | CC | PVP 2015 |
|--------|---------|----------|----------|----|----------|
|--------|---------|----------|----------|----|----------|

AISLAMIENTOS TRIPOMANT



M2

| | | | | | |
|----------|------|-----------|--|--------------------|-------|
| 84511001 | 8000 | TRIPOMANT | TRIPOMANT PLUS (ROLLO 12 M2) | 5 AL + 4 PE | 18,16 |
| 84512001 | 8000 | TRIPOMANT | TRIPOMANT C (ROLLO 12 M2) | 4 AL + 3 PE | 14,20 |
| 84513001 | 8000 | TRIPOMANT | TRIPOMANT R (ROLLO 12 M2) | 3 AL + 2 PE | 12,44 |
| 84514001 | 8000 | TRIPOMANT | TRIPOMANT DUE (ROLLO 12 M2) | 2 AL + 2 PE | 9,81 |
| 84515001 | 8000 | TRIPOMANT | TRIPOMANT FLOOPAR (ROLLO 24 M2) | 1 AL + 1 PE | 3,73 |
| 84536003 | 8000 | TRIPOMANT | TRIPOMANT FLOOPAR 3 MM (BOBINA 216 M2) | 1 AL + 1 PE | 3,20 |
| 84515030 | 8000 | TRIPOMANT | TRIPOMANT TRIPLEX (ROLLO 12 M2) | 2 AL + 3 PE | 10,82 |
| 84515035 | 8000 | TRIPOMANT | TRIPOMANT SIMPLEX (ROLLO 12 M2) | 2 AL + 1 PE | 9,83 |
| 84516001 | 8000 | TRIPOMANT | TRIPOMANT AUTOADHESIVO (ROLLO 12 M2) | 1 AL + FOAM + COLA | 11,68 |
| 84517001 | 8000 | TRIPOMANT | KIT TRIPOMANT AUTOADHESIVO 2.5 X 1.2 M | 1 AL + FOAM + COLA | 53,82 |
| 84518001 | 8000 | TRIPOMANT | TRIPOMANT GARAJES (ROLLO 12 M2) | 1 AL + FOAM + COLA | 11,52 |
| 84519001 | 8000 | TRIPOMANT | CINTA ALUMINIO TRIPOFIX A1-30 50 MM X 45 M | 30 MICRAS | 14,72 |
| 84522001 | 8000 | TRIPOMANT | TRIPOMANT SONOADHESIVO (ROLLO 6 M2) | | 9,83 |
| 84522005 | 8000 | TRIPOMANT | AISLANTE BICAPA SONODOS (ROLLO 5 M2) | | 13,68 |
| 84522010 | 8000 | TRIPOMANT | ABSORVENTE ACUSTICO SON/FELT (ROLLO 12,5 M2) | | 6,12 |
| 84522025 | 8000 | TRIPOMANT | PEGAMENTO SONODOS - BOTE 5 KG | | 80,10 |

AISLAMIENTOS CUMIREFLEX



M2

| | | | | | |
|----------|------|-----------|-----------------------------|---------------------|-------|
| 84521004 | 8000 | TRIPOMANT | CUMIREFLEX C4 (ROLLO 24 M2) | 2 AL + 2 PE | 6,02 |
| 84521006 | 8000 | TRIPOMANT | CUMIREFLEX C6 (ROLLO 12 M2) | 3 AL + 3 PE | 6,38 |
| 84521007 | 8000 | TRIPOMANT | CUMIREFLEX C7 (ROLLO 12 M2) | 4 AL + 3 PE | 9,41 |
| 84521009 | 8000 | TRIPOMANT | CUMIREFLEX C9 (ROLLO 12 M2) | 5 AL + 4 PE | 10,56 |
| 84521005 | 8000 | TRIPOMANT | CUMIREFLEX F5 (ROLLO 12 M2) | AL + FOAM 5 MM + AL | 5,70 |
| 84521002 | 8000 | TRIPOMANT | CUMIREFLEX F2 (ROLLO 24 M2) | 1 AL + FOAM 2 MM | 2,40 |

TARIFA AISLAMIENTOS 2015

| CODIGO | FAMILIA | CATALOGO | PRODUCTO | CC | PVP 2015 |
|--------|---------|----------|----------|----|----------|
|--------|---------|----------|----------|----|----------|

MEMBRANAS ACÚSTICAS TEXSA



M2

| | | | | | |
|------------|------|-------|--|--|-------|
| 8412500214 | 8000 | TEXSA | ROLLO TECSOUND 35 (L.A. MAD 2) - 9,76 M2 | | 7,74 |
| 8412500135 | 8000 | TEXSA | ROLLO TECSOUND SY 35 AUTOADHESIVA - 9,82 M2 | | 11,80 |
| 8412500151 | 8000 | TEXSA | ROLLO TECSOUND 50 - 7,32 M2 | | 9,60 |
| 8412500031 | 8000 | TEXSA | ROLLO TECSOUND SY 50 AUTOADHESIVA - 7,38 M2 | | 12,85 |
| 8412500123 | 8000 | TEXSA | ROLLO TECSOUND 70 (L.A. MAD 4) - 6,10 M2 | | 11,72 |
| 8419640100 | 8000 | TEXSA | ROLLO TECSOUND SY 70 AUTOADHESIVA - 6,16 M2 | | 16,07 |
| 8412500210 | 8000 | TEXSA | LAMINA TECSOUND 100 - 1,20 M2 | | 15,36 |
| 8412530010 | 8000 | TEXSA | LAMINA TECSOUND S LAM 100 AUTOADHESIVA - 1,20 M2 | | 18,32 |
| 8412502204 | 8000 | TEXSA | ROLLO TECSOUND FT 40 (Acustidan 16-2) - 7,20 M2 | | 16,98 |
| 8412502046 | 8000 | TEXSA | ROLLO TECSOUND FT 55 - 6,60 M2 | | 18,60 |
| 8412502008 | 8000 | TEXSA | ROLLO TECSOUND FT 55 ALUMINIO - 6,6 M2 | | 25,95 |
| 8412502175 | 8000 | TEXSA | ROLLO TECSOUND FT 75 (Acustidan 16-4) - 6,60 M2 | | 20,48 |
| 8412502380 | 8000 | TEXSA | ROLLO TECSOUND 2FT 80 - 6,60 M2 | | 29,18 |
| 8412530050 | 8000 | TEXSA | BANDA TECSOUND S BAND 50 - 6 ML | | 1,57 |

MEMBRANAS ACÚSTICAS DANOSA



M2

| | | | | | |
|----------|------|--------|---|----|--------|
| 84610002 | 8000 | DANOSA | MEMBRANA ACÚSTICA DANOSA M.A.D. 2 - 12 M2 | M2 | 7,11 |
| 84610003 | 8000 | DANOSA | MEMBRANA ACÚSTICA DANOSA M.A.D. 4 - 6 M2 | M2 | 10,77 |
| 84610005 | 8000 | DANOSA | MEMBRANA AC. DANOSA M.A.D. 4 AUTOADHESIVA - 6 M2 | M2 | 14,70 |
| 84610017 | 8000 | DANOSA | MEMBRANA AC. M.A.D. 4 AUTOADH. EN PLACAS - 1,2 M2 | M2 | 15,21 |
| 84610083 | 8000 | DANOSA | ROLLO MULTICAPA ACUSTIDAN 16/2 - 6 M2 | M2 | 18,00 |
| 84610080 | 8000 | DANOSA | ROLLO MULTICAPA ACUSTIDAN 16/4 - 6 M2 | M2 | 21,80 |
| 84610090 | 8000 | DANOSA | ROLLO MULTICAPA DANOFON - 6 M2 | M2 | 29,85 |
| 84610050 | 8000 | DANOSA | PANEL MULTICAPA SONODAN PLUS - 1,2 M2 | M2 | 55,69 |
| 84610202 | 8000 | DANOSA | ROLLO BANDA ACÚSTICA FONODAN 50 - 10 M | UD | 13,22 |
| 84610207 | 8000 | DANOSA | BANDA ACÚSTICA BAJANTES FONODAN BJ - 10 M | UD | 106,14 |
| 84610209 | 8000 | DANOSA | BANDA AC, REFUERZO CODO FONODAN BJ - 10 M | UD | 36,02 |
| 84610208 | 8000 | DANOSA | BANDA AC, REFUERZO PULPO FONODAN BJ - 10 M | UD | 18,62 |
| 84710701 | 8000 | DANOSA | ADHESIVO GLUE DAN ACUSTIC 1 - BOTE 20 KG | UD | 187,40 |



Distribución de Aillamentos,
Decoración,
Revestimientos
Impermeabilización

Galuso

Almacéns de soluciones constructivas

Ourense e Viqo

www.escayolasgaluso.com

988 21 26 83

986 40 61 84

649 84 62 03

escayolasgaluso@escayolasgaluso.com

TARIFA AISLAMIENTOS 2015

| CODIGO | FAMILIA | CATALOGO | PRODUCTO | CC | PVP 2015 |
|--------|---------|----------|----------|----|----------|
|--------|---------|----------|----------|----|----------|

MATERIALES ACUSTICA INTEGRAL



MEMBRANAS ACÚSTICA INTEGRAL

M2

| | | | | | |
|-----------|------|--------------|--|----|-------|
| 86S30A001 | 8000 | AC. INTEGRAL | PKB-2 - ROLLO 5X1 M - 5 M2 | M2 | 25,99 |
| 86S30A003 | 8000 | AC. INTEGRAL | PKB-2 - PLACA 1,40X1 M - 1,40 M2 | M2 | 26,66 |
| 86S30A032 | 8000 | AC. INTEGRAL | BANDA PERIMETRAL 1 PKB-2 - 0,2X1,00 M | ML | 5,96 |
| 86S30B026 | 8000 | AC. INTEGRAL | PKB-2F - ROLLO 5X1 M - 5 M2 | M2 | 41,90 |
| 86S30B027 | 8000 | AC. INTEGRAL | PKB-2N - ROLLO 6X1,2 M - 7,2 M2 | M2 | 25,20 |
| 86S30B016 | 8000 | AC. INTEGRAL | ROLLO LAMACOL 3 ADHESIVO 7X1 M (7 M2) | M2 | 57,87 |
| 86S30B024 | 8000 | AC. INTEGRAL | ROLLO ACUSTIMAC 5 ADHESIVO 6X1 M (6 M2) | M2 | 20,59 |
| 86S30B028 | 8000 | AC. INTEGRAL | PLACA ACUSTIMAC 5 ADHESIVO 1X1,4 M (1,40 M2) | M2 | 24,88 |

ACUSTICELL

M2

| | | | | | |
|-----------|------|--------------|---|----|-------|
| 86S20E001 | 8000 | AC. INTEGRAL | ACUSTICELL 6 MM - ANTRACITA (ROLLO 68,6 M2) | | 18,85 |
| 86S20E002 | 8000 | AC. INTEGRAL | ACUSTICELL 13 MM - ANTRACITA (ROLLO 33,6 M2) | | 30,89 |
| 86S20E003 | 8000 | AC. INTEGRAL | ACUSTICELL 19 MM - ANTRACITA (ROLLO 33,6 M2) | | 40,87 |
| 86S20E004 | 8000 | AC. INTEGRAL | ACUSTICELL 25 MM - ANTRACITA (ROLLO 42 M2) | | 47,84 |
| 86S20E048 | 8000 | AC. INTEGRAL | ACUSTICELL 6 MM - ANTRACITA AUTOADHESIVO - 100X1400 MM | UD | 80,52 |
| 86S20E016 | 8000 | AC. INTEGRAL | ACUSTICELL 13 MM - ANTRACITA AUTOADHESIVO - 100X1400 MM | | 71,89 |
| 86S20E020 | 8000 | AC. INTEGRAL | ACUSTICELL 19 MM - ANTRACITA AUTOADHESIVO - 100X1400 MM | | 91,00 |
| 86S20E022 | 8000 | AC. INTEGRAL | ACUSTICELL 25 MM - ANTRACITA AUTOADHESIVO - 100X1400 MM | | 98,45 |

ACUSTIFIBER

M2

| | | | | | |
|-----------|------|--------------|--|----|-------|
| 86S20B012 | 8000 | AC. INTEGRAL | ACUSTIFIBER F 15 MM - ROLLO 50X1,1 M | M2 | 16,39 |
| 86S20B010 | 8000 | AC. INTEGRAL | ACUSTIFIBER F 25 MM - PLACA 1000X1200 MM | M2 | 36,01 |
| 86S20B013 | 8000 | AC. INTEGRAL | ACUSTIFIBER F 25 MM ADHESIVADO 2 M2 | M2 | 59,08 |
| 86S20B016 | 8000 | AC. INTEGRAL | ACUSTIFIBER F25G 25 MM - PLACA DE 1000X2000 MM | M2 | 21,54 |
| 86S20B014 | 8000 | AC. INTEGRAL | ACUSTIFIBER F25M 25 MM + LAM. ALUMINIO - 1000X2000 MM | M2 | 48,00 |
| 86S20B015 | 8000 | AC. INTEGRAL | ACUSTIFIBER F25M 25 MM ADHES. + LAM. ALUMINIO - 1000X2000 MM | M2 | 64,15 |
| 86S20B011 | 8000 | AC. INTEGRAL | ACUSTIFIBER F 40 MM - ROLLO 21X0,6 M | M2 | 17,24 |

TARIFA AISLAMIENTOS 2015

| CODIGO | FAMILIA | CATALOGO | PRODUCTO | CC | PVP 2015 |
|---|---------|--------------|---|----|-----------|
| PANELES ACUSTICOS ACUSTIMODUL-80 | | | | | M2 |
| 86S40B034 | 8000 | AC. INTEGRAL | PANEL ACUSTIMODUL-80 450X2000 | UD | 215,87 |
| 86S40B035 | 8000 | AC. INTEGRAL | PANEL ACUSTIMODUL-80 450X2500 | UD | 269,93 |
| 86S40B010 | 8000 | AC. INTEGRAL | PANEL ACUSTIMODUL-80 450X3000 | UD | 323,84 |
| 86S40B011 | 8000 | AC. INTEGRAL | PANEL ACUSTIMODUL-80 450X4000 | UD | 431,75 |
| 86S40B014 | 8000 | AC. INTEGRAL | ESQUINA 90º ACUSTIMODUL-80 L - 3 M | UD | 461,25 |
| 86S40B016 | 8000 | AC. INTEGRAL | ESQUINA INVERTIDA ACUSTIMODUL-80 L - 3 M | UD | 461,25 |
| 86S40A001 | 8000 | AC. INTEGRAL | PERFIL PF80/01 PRELACADO 1,2 MM L-3 M | UD | 57,09 |
| 86S40A002 | 8000 | AC. INTEGRAL | PERFIL PF80/01 PINTADO GRIS 2,5 MM L-3 M | UD | 127,84 |
| 86S40A003 | 8000 | AC. INTEGRAL | PERFIL PF80/02 PRELACADO 1,2 MM L-3 M | UD | 36,99 |
| 86S40A004 | 8000 | AC. INTEGRAL | PERFIL PF80/03 PRELACADO 1,2 MM L-3 M | UD | 83,19 |
| 86S40A005 | 8000 | AC. INTEGRAL | PERFIL PF80/04 PRELACADO 1,2 MM L-3 M | UD | 36,86 |
| 86S40A006 | 8000 | AC. INTEGRAL | PERFIL PF80/06 PINTADO GRIS 1,5 MM L-3 M | UD | 93,26 |
| 86S40A007 | 8000 | AC. INTEGRAL | PERFIL PF80/07 ANGULO INT. PRELACADO 1,2 MM L-3 M | UD | 24,88 |
| 86S40A008 | 8000 | AC. INTEGRAL | PERFIL PF80/08 ANGULO EXT. PRELACADO 1,2 MM L-3 M | UD | 24,88 |
| 86S40A011 | 8000 | AC. INTEGRAL | PERFIL PF80/09 PRELACADO 1,2 MM L-3 M | UD | 75,97 |
| 86S40A009 | 8000 | AC. INTEGRAL | PERFIL OMEGA 2,5 MM L-2,5 M | UD | 118,83 |
| 86S40A010 | 8000 | AC. INTEGRAL | PERFIL OMEGA 2,5 MM L-3 M | UD | 127,84 |

| | | | | | |
|---------------------------------------|------|--------------|--|----|-----------|
| PANELES ACUSTICOS ACUSTISON-50 | | | | | M2 |
| 86S20J001 | 8000 | AC. INTEGRAL | PANEL ACUSTISON-50 300X3000 MM | UD | 120,22 |
| 86S20J007 | 8000 | AC. INTEGRAL | PANEL ACUSTISON-50 300X2500 MM | UD | 106,11 |
| 86S20J002 | 8000 | AC. INTEGRAL | PERFIL SUPERIOR - IP50/01 | UD | 23,33 |
| 86S20J003 | 8000 | AC. INTEGRAL | PERFIL INFERIOR - IP50/02 | UD | 33,10 |
| 86S20J004 | 8000 | AC. INTEGRAL | PERFIL INTERMEDIO - IP50/03 | UD | 64,65 |
| 86S20J005 | 8000 | AC. INTEGRAL | PERFIL REMATE ESQUINA INTERIOR - IP50/04 | UD | 20,72 |
| 86S20J006 | 8000 | AC. INTEGRAL | PERFIL REMATE ESQUINA EXTERIOR - IP50/05 | UD | 26,17 |



Distribución de Aillamentos,
Decoración,
Revestimientos
Impermeabilización

Galuso

Almacéns de soluciones constructivas

Ourense e Vigo

www.escayolasgaluso.com

escayolasgaluso@escayolasgaluso.com

988 21 26 83
986 40 61 84
649 84 62 03

TARIFA AISLAMIENTOS 2015

| CODIGO | FAMILIA | CATALOGO | PRODUCTO | CC | PVP 2015 |
|--------|---------|----------|----------|----|----------|
|--------|---------|----------|----------|----|----------|

PUERTAS ACUSTICAS

RS5C - Rw 46 dB

UD

| | | | | | |
|-----------|------|--------------|--|--|---------|
| 86S50EDN1 | 8000 | AC. INTEGRAL | PUERTA AC. RS5C/01 1 HOJA - INT. 825X1910 MM - S/VISOR | | 2052,97 |
| 86S50EDN2 | 8000 | AC. INTEGRAL | PUERTA AC. RS5C/02 1 HOJA - INT. 1275X1910 MM - S/VISOR | | 2301,95 |
| 86S50EDN6 | 8000 | AC. INTEGRAL | PUERTA AC. RS5C/21 2 HOJAS - INT. 1275X1910 MM - S/VISOR | | 3709,57 |
| 86S50EDN7 | 8000 | AC. INTEGRAL | PUERTA AC. RS5C/22 2 HOJAS - INT. 1725X1910 MM - S/VISOR | | 4222,20 |
| 86S50EDN8 | 8000 | AC. INTEGRAL | PUERTA AC. RS5C/23 2 HOJAS - INT. 2175X1910 MM - S/VISOR | | 4749,99 |
| 86S50EDV1 | 8000 | AC. INTEGRAL | PUERTA AC. RS5C/01 1 HOJA - INT. 825X1910 MM - C/VISOR RECT. | | 2607,79 |
| 86S50EDV2 | 8000 | AC. INTEGRAL | PUERTA AC. RS5C/02 1 HOJA - INT. 1275X1910 MM - C/VISOR RECT. | | 2861,47 |
| 86S50EDV6 | 8000 | AC. INTEGRAL | PUERTA AC. RS5C/21 2 HOJAS - INT. 1275X1910 MM - C/VISOR RECT. | | 4857,18 |
| 86S50EDV7 | 8000 | AC. INTEGRAL | PUERTA AC. RS5C/22 2 HOJAS - INT. 1725X1910 MM - C/VISOR RECT. | | 5359,83 |
| 86S50EDV8 | 8000 | AC. INTEGRAL | PUERTA AC. RS5C/23 2 HOJAS - INT. 2175X1910 MM - C/VISOR RECT. | | 5862,49 |

RS7C - Rw 37 dB

UD

| | | | | | |
|-----------|------|--------------|--|--|---------|
| 86S50HDN1 | 8000 | AC. INTEGRAL | PUERTA AC. RS7C/01 1 HOJA - INT. 825X1910 MM - S/VISOR | | 1879,50 |
| 86S50HDN6 | 8000 | AC. INTEGRAL | PUERTA AC. RS7C/21 2 HOJAS - INT. 1275X1910 MM - S/VISOR | | 3451,80 |
| 86S50HDN7 | 8000 | AC. INTEGRAL | PUERTA AC. RS7C/22 2 HOJAS - INT. 1725X1910 MM - S/VISOR | | 3922,93 |

RS9C - Rw 37 dB

UD

| | | | | | |
|-----------|------|--------------|--|--|---------|
| 86S50MDN1 | 8000 | AC. INTEGRAL | PUERTA AC. RS9C/01 1 HOJA - INT. 825X1910 MM - C/VISOR RECT. | | 1973,72 |
| 86S50MDN6 | 8000 | AC. INTEGRAL | PUERTA AC. RS9C/21 2 HOJAS - INT. 1275X1910 MM - C/VISOR RECT. | | 3781,85 |
| 86S50MDN7 | 8000 | AC. INTEGRAL | PUERTA AC. RS9C/22 2 HOJAS - INT. 1275X1910 MM - C/VISOR RECT. | | 4239,81 |

VISORES ACUSTICOS DE 1 VIDRIO - VRCS

UD

| | | | | | |
|-----------|------|--------------|---|--|---------|
| 86S50K009 | 8000 | AC. INTEGRAL | VISOR VRCS-01 SIN VIDRIO - INT. 825X960 MM | | 1278,59 |
| 86S50K010 | 8000 | AC. INTEGRAL | VISOR VRCS-02 SIN VIDRIO - INT. 1275X960 MM | | 1408,88 |
| 86S50K011 | 8000 | AC. INTEGRAL | VISOR VRCS-03 SIN VIDRIO - INT. 1725X960 MM | | 1561,08 |
| 86S50K012 | 8000 | AC. INTEGRAL | VISOR VRCS-04 SIN VIDRIO - INT. 2175X960 MM | | 1638,55 |
| 86S50K013 | 8000 | AC. INTEGRAL | VISOR VRCS-01 C/ VIDRIO 4+4 MM - INT. 825X960 MM | | 1686,10 |
| 86S50K014 | 8000 | AC. INTEGRAL | VISOR VRCS-02 C/ VIDRIO 4+4 MM - INT. 1275X960 MM | | 1938,64 |
| 86S50K015 | 8000 | AC. INTEGRAL | VISOR VRCS-03 C/ VIDRIO 4+4 MM - INT. 1725X960 MM | | 2294,60 |
| 86S50K016 | 8000 | AC. INTEGRAL | VISOR VRCS-04 C/ VIDRIO 4+4 MM - INT. 2175X960 MM | | 2535,08 |

RS10 - Rw 54 dB - SIN VISOR

UD

| | | | | | |
|-----------|------|--------------|--|--|---------|
| 86S50BDN1 | 8000 | AC. INTEGRAL | PUERTA AC. RS10/01 1 HOJA - INT. 800X2000 MM - S/VISOR | | 3356,76 |
| 86S50BDN2 | 8000 | AC. INTEGRAL | PUERTA AC. RS10/02 1 HOJA - INT. 900X2000 MM - S/VISOR | | 3772,56 |
| 86S50BDN3 | 8000 | AC. INTEGRAL | PUERTA AC. RS10/03 1 HOJA - INT. 1000X2000 MM - S/VISOR | | 4188,33 |
| 86S50BDN6 | 8000 | AC. INTEGRAL | PUERTA AC. RS10/21 2 HOJAS - INT. 1400X2000 MM - S/VISOR | | 6239,24 |
| 86S50BDN7 | 8000 | AC. INTEGRAL | PUERTA AC. RS10/22 2 HOJAS - INT. 1600X2000 MM - S/VISOR | | 7108,83 |
| 86S50BDN8 | 8000 | AC. INTEGRAL | PUERTA AC. RS10/23 2 HOJAS - INT. 1800X2000 MM - S/VISOR | | 7978,45 |
| 86S50BDN9 | 8000 | AC. INTEGRAL | PUERTA AC. RS10/24 2 HOJAS - INT. 2000X2000 MM - S/VISOR | | 8848,04 |

RS10 - Rw 54 dB - CON VISOR CIRCULAR

UD

| | | | | | |
|-----------|------|--------------|---|--|----------|
| 86S50BDV1 | 8000 | AC. INTEGRAL | PUERTA AC. RS10/01 1 HOJA - INT. 800X2000 MM - VISOR CIRCULAR | | 3993,03 |
| 86S50BDV2 | 8000 | AC. INTEGRAL | PUERTA AC. RS10/02 1 HOJA - INT. 900X2000 MM - VISOR CIRCULAR | | 4408,80 |
| 86S50BDV3 | 8000 | AC. INTEGRAL | PUERTA AC. RS10/03 1 HOJA - INT. 1000X2000 MM - VISOR CIRCULAR | | 4824,60 |
| 86S50BDV6 | 8000 | AC. INTEGRAL | PUERTA AC. RS10/21 2 HOJAS - INT. 1400X2000 MM - VISOR CIRCULAR | | 7511,75 |
| 86S50BDV7 | 8000 | AC. INTEGRAL | PUERTA AC. RS10/22 2 HOJAS - INT. 1600X2000 MM - VISOR CIRCULAR | | 8381,37 |
| 86S50BDV8 | 8000 | AC. INTEGRAL | PUERTA AC. RS10/23 2 HOJAS - INT. 1800X2000 MM - VISOR CIRCULAR | | 9250,96 |
| 86S50BDV9 | 8000 | AC. INTEGRAL | PUERTA AC. RS10/24 2 HOJAS - INT. 2000X2000 MM - VISOR CIRCULAR | | 10120,57 |

TARIFA AISLAMIENTOS 2015

| <u>CODIGO</u> | <u>FAMILIA</u> | <u>CATALOGO</u> | <u>PRODUCTO</u> | <u>CC</u> | <u>PVP 2015</u> |
|--|----------------|-----------------|---|-----------|-----------------|
| RS3 - Rw 51 dB | | | | | UD |
| 86S50CDN1 | 8000 | AC. INTEGRAL | PUERTA AC. RS3/01 1 HOJA - INT. 800X2000 MM - S/VISOR | | 2825,75 |
| 86S50CDN2 | 8000 | AC. INTEGRAL | PUERTA AC. RS3/02 1 HOJA - INT. 900X2000 MM - S/VISOR | | 3175,18 |
| 86S50CDN3 | 8000 | AC. INTEGRAL | PUERTA AC. RS3/03 1 HOJA - INT. 1000X2000 MM - S/VISOR | | 3524,61 |
| 86S50CDN6 | 8000 | AC. INTEGRAL | PUERTA AC. RS3/21 2 HOJAS - INT. 1400X20000 MM - S/VISOR | | 5267,51 |
| 86S50CDN7 | 8000 | AC. INTEGRAL | PUERTA AC. RS3/22 2 HOJAS - INT. 1600X20000 MM - S/VISOR | | 5998,32 |
| 86S50CDN8 | 8000 | AC. INTEGRAL | PUERTA AC. RS3/23 2 HOJAS - INT. 1800X20000 MM - S/VISOR | | 6729,10 |
| 86S50CDN9 | 8000 | AC. INTEGRAL | PUERTA AC. RS3/24 2 HOJAS - INT. 2000X20000 MM - S/VISOR | | 7459,87 |
| 86S50CDV1 | 8000 | AC. INTEGRAL | PUERTA AC. RS3/01 1 HOJA - INT. 800X2000 MM - VISOR CIRCULAR | | 3462,02 |
| 86S50CDV2 | 8000 | AC. INTEGRAL | PUERTA AC. RS3/02 1 HOJA - INT. 900X2000 MM - VISOR CIRCULAR | | 3811,45 |
| 86S50CDV3 | 8000 | AC. INTEGRAL | PUERTA AC. RS3/03 1 HOJA - INT. 1000X2000 MM - VISOR CIRCULAR | | 4160,85 |
| 86S50CDV6 | 8000 | AC. INTEGRAL | PUERTA AC. RS3/21 2 HOJAS - INT. 1400X20000 MM - VISOR CIRCULAR | | 6540,05 |
| 86S50CDV7 | 8000 | AC. INTEGRAL | PUERTA AC. RS3/22 2 HOJAS - INT. 1600X20000 MM - VISOR CIRCULAR | | 7270,82 |
| 86S50CDV8 | 8000 | AC. INTEGRAL | PUERTA AC. RS3/23 2 HOJAS - INT. 1800X20000 MM - VISOR CIRCULAR | | 8001,60 |
| 86S50CDV9 | 8000 | AC. INTEGRAL | PUERTA AC. RS3/24 2 HOJAS - INT. 2000X20000 MM - VISOR CIRCULAR | | 8732,41 |
| RS4 - Rw 42 dB - SIN MARCO INFERIOR | | | | | UD |
| 86S50LDN1 | 8000 | AC. INTEGRAL | PUERTA AC. RS4/01 1 HOJA - INT. 800X2000 MM - S/VISOR | | 2980,45 |
| 86S50LDN2 | 8000 | AC. INTEGRAL | PUERTA AC. RS4/02 1 HOJA - INT. 900X2000 MM - S/VISOR | | 3349,21 |
| 86S50LDN3 | 8000 | AC. INTEGRAL | PUERTA AC. RS4/03 1 HOJA - INT. 1000X2000 MM - S/VISOR | | 3717,96 |
| 86S50LDN6 | 8000 | AC. INTEGRAL | PUERTA AC. RS4/21 2 HOJAS - INT. 1400X20000 MM - S/VISOR | | 5550,60 |
| 86S50LDN7 | 8000 | AC. INTEGRAL | PUERTA AC. RS4/22 2 HOJAS - INT. 1600X20000 MM - S/VISOR | | 6321,82 |
| 86S50LDN8 | 8000 | AC. INTEGRAL | PUERTA AC. RS4/23 2 HOJAS - INT. 1800X20000 MM - S/VISOR | | 7093,05 |
| 86S50LDN9 | 8000 | AC. INTEGRAL | PUERTA AC. RS4/24 2 HOJAS - INT. 2000X20000 MM - S/VISOR | | 7864,27 |
| 86S50LDV1 | 8000 | AC. INTEGRAL | PUERTA AC. RS4/01 1 HOJA - INT. 800X2000 MM - VISOR CIRCULAR | | 3616,72 |
| 86S50LDV2 | 8000 | AC. INTEGRAL | PUERTA AC. RS4/02 1 HOJA - INT. 900X2000 MM - VISOR CIRCULAR | | 3985,48 |
| 86S50LDV3 | 8000 | AC. INTEGRAL | PUERTA AC. RS4/03 1 HOJA - INT. 1000X2000 MM - VISOR CIRCULAR | | 4354,23 |
| 86S50LDV6 | 8000 | AC. INTEGRAL | PUERTA AC. RS4/21 2 HOJAS - INT. 1400X20000 MM - VISOR CIRCULAR | | 6823,11 |
| 86S50LDV7 | 8000 | AC. INTEGRAL | PUERTA AC. RS4/22 2 HOJAS - INT. 1600X20000 MM - VISOR CIRCULAR | | 7594,33 |
| 86S50LDV8 | 8000 | AC. INTEGRAL | PUERTA AC. RS4/23 2 HOJAS - INT. 1800X20000 MM - VISOR CIRCULAR | | 8365,58 |
| 86S50LDV9 | 8000 | AC. INTEGRAL | PUERTA AC. RS4/24 2 HOJAS - INT. 2000X20000 MM - VISOR CIRCULAR | | 9136,80 |
| RS5 - Rw 46 dB | | | | | UD |
| 86S50DDN1 | 8000 | AC. INTEGRAL | PUERTA AC. RS5/01 1 HOJA - INT. 800X2000 MM - S/VISOR | | 2081,88 |
| 86S50DDN2 | 8000 | AC. INTEGRAL | PUERTA AC. RS5/02 1 HOJA - INT. 900X2000 MM - S/VISOR | | 2338,33 |
| 86S50DDN3 | 8000 | AC. INTEGRAL | PUERTA AC. RS5/03 1 HOJA - INT. 1000X2000 MM - S/VISOR | | 2594,75 |
| 86S50DDN6 | 8000 | AC. INTEGRAL | PUERTA AC. RS5/21 2 HOJAS - INT. 1400X20000 MM - S/VISOR | | 3906,22 |
| 86S50DDN7 | 8000 | AC. INTEGRAL | PUERTA AC. RS5/22 2 HOJAS - INT. 1600X20000 MM - S/VISOR | | 4442,54 |
| 86S50DDN8 | 8000 | AC. INTEGRAL | PUERTA AC. RS5/23 2 HOJAS - INT. 1800X20000 MM - S/VISOR | | 4978,86 |
| 86S50DDN9 | 8000 | AC. INTEGRAL | PUERTA AC. RS5/24 2 HOJAS - INT. 2000X20000 MM - S/VISOR | | 5515,17 |
| 86S50DDV1 | 8000 | AC. INTEGRAL | PUERTA AC. RS5/01 1 HOJA - INT. 800X2000 MM - VISOR CIRCULAR | | 2663,55 |
| 86S50DDV2 | 8000 | AC. INTEGRAL | PUERTA AC. RS5/02 1 HOJA - INT. 900X2000 MM - VISOR CIRCULAR | | 2919,97 |
| 86S50DDV3 | 8000 | AC. INTEGRAL | PUERTA AC. RS5/03 1 HOJA - INT. 1000X2000 MM - VISOR CIRCULAR | | 3176,42 |
| 86S50DDV6 | 8000 | AC. INTEGRAL | PUERTA AC. RS5/21 2 HOJAS - INT. 1400X20000 MM - VISOR CIRCULAR | | 5069,54 |
| 86S50DDV7 | 8000 | AC. INTEGRAL | PUERTA AC. RS5/22 2 HOJAS - INT. 1600X20000 MM - VISOR CIRCULAR | | 5605,86 |
| 86S50DDV8 | 8000 | AC. INTEGRAL | PUERTA AC. RS5/23 2 HOJAS - INT. 1800X20000 MM - VISOR CIRCULAR | | 6142,17 |
| 86S50DDV9 | 8000 | AC. INTEGRAL | PUERTA AC. RS5/24 2 HOJAS - INT. 2000X20000 MM - VISOR CIRCULAR | | 6678,49 |

TARIFA AISLAMIENTOS 2015

| CODIGO | FAMILIA | CATALOGO | PRODUCTO | CC | PVP 2015 |
|-----------------------|---------|--------------|---|----|-----------|
| RS6 - Rw 33 dB | | | | | UD |
| 86S50IDN1 | 8000 | AC. INTEGRAL | PUERTA AC. RS6/01 1 HOJA - INT. 800X2000 MM - S/VISOR | | 2055,40 |
| 86S50IDN2 | 8000 | AC. INTEGRAL | PUERTA AC. RS6/02 1 HOJA - INT. 900X2000 MM - S/VISOR | | 2308,55 |
| 86S50IDN3 | 8000 | AC. INTEGRAL | PUERTA AC. RS6/03 1 HOJA - INT. 1000X2000 MM - S/VISOR | | 2561,67 |
| 86S50IDN6 | 8000 | AC. INTEGRAL | PUERTA AC. RS6/21 2 HOJAS - INT. 1400X20000 MM - S/VISOR | | 3857,78 |
| 86S50IDN7 | 8000 | AC. INTEGRAL | PUERTA AC. RS6/22 2 HOJAS - INT. 1600X20000 MM - S/VISOR | | 4387,18 |
| 86S50IDV1 | 8000 | AC. INTEGRAL | PUERTA AC. RS6/01 1 HOJA - INT. 800X2000 MM - VISOR CIRCULAR | | 2637,07 |
| 86S50IDV2 | 8000 | AC. INTEGRAL | PUERTA AC. RS6/02 1 HOJA - INT. 900X2000 MM - VISOR CIRCULAR | | 2890,19 |
| 86S50IDV3 | 8000 | AC. INTEGRAL | PUERTA AC. RS6/03 1 HOJA - INT. 1000X2000 MM - VISOR CIRCULAR | | 3143,32 |
| 86S50IDV6 | 8000 | AC. INTEGRAL | PUERTA AC. RS6/21 2 HOJAS - INT. 1400X20000 MM - VISOR CIRCULAR | | 5021,10 |
| 86S50IDV7 | 8000 | AC. INTEGRAL | PUERTA AC. RS6/22 2 HOJAS - INT. 1600X20000 MM - VISOR CIRCULAR | | 5550,49 |

RS3-XL - Rw: 35 a 51 dB

UD

| | | | | | |
|-----------|------|--------------|--|--|----------|
| 86S50XDN1 | 8000 | AC. INTEGRAL | PUERTA AC. RS3-XL/01 1 HOJA - INT. 1000X2500 MM - S/VISOR | | 3937,45 |
| 86S50XDN2 | 8000 | AC. INTEGRAL | PUERTA AC. RS3-XL/02 1 HOJA - INT. 1000X2810 MM - S/VISOR | | 7350,60 |
| 86S50X203 | 8000 | AC. INTEGRAL | PUERTA AC. RS3-XL/03 2 HOJAS - INT. 2000X2500 MM - S/VISOR | | 8277,09 |
| 86S50X204 | 8000 | AC. INTEGRAL | PUERTA AC. RS3-XL/04 2 HOJAS - INT. 2000X2810 MM - S/VISOR | | 9519,73 |
| 86S50X205 | 8000 | AC. INTEGRAL | PUERTA AC. RS3-XL/05 2 HOJAS - INT. 2000X3500 MM - S/VISOR | | 11562,49 |

PUERTAS ACUSTICAS CORTAFUEGOS

RS5F - Rw 46 dB

UD

| | | | | | |
|-----------|------|--------------|---|--|---------|
| 86S50FDN1 | 8000 | AC. INTEGRAL | PUERTA AC. RS5F/01 1 HOJA - INT. 800X2000 MM - S/VISOR | | 2621,49 |
| 86S50FDN2 | 8000 | AC. INTEGRAL | PUERTA AC. RS5F/02 1 HOJA - INT. 900X2000 MM - S/VISOR | | 3050,97 |
| 86S50FDN3 | 8000 | AC. INTEGRAL | PUERTA AC. RS5F/03 1 HOJA - INT. 1000X2000 MM - S/VISOR | | 3269,27 |
| 86S50FDN4 | 8000 | AC. INTEGRAL | PUERTA AC. RS5F/21 2 HOJAS - INT. 1400X20000 MM - S/VISOR | | 4772,14 |
| 86S50FDN5 | 8000 | AC. INTEGRAL | PUERTA AC. RS5F/22 2 HOJAS - INT. 1600X20000 MM - S/VISOR | | 5449,49 |
| 86S50FDN6 | 8000 | AC. INTEGRAL | PUERTA AC. RS5F/23 2 HOJAS - INT. 1800X20000 MM - S/VISOR | | 6126,86 |
| 86S50FDN7 | 8000 | AC. INTEGRAL | PUERTA AC. RS5F/24 2 HOJAS - INT. 2000X20000 MM - S/VISOR | | 6804,28 |

RS5F-XL - Rw: 35 a 46 dB

UD

| | | | | | |
|-----------|------|--------------|---|--|----------|
| 86S50XDN3 | 8000 | AC. INTEGRAL | PUERTA AC. RS5F-XL/01 1 HOJA - INT. 1000X2500 MM - S/VISOR | | 5316,96 |
| 86S50XDN4 | 8000 | AC. INTEGRAL | PUERTA AC. RS5F-XL/02 1 HOJA - INT. 1000X2810 MM - S/VISOR | | 99715,68 |
| 86S50X223 | 8000 | AC. INTEGRAL | PUERTA AC. RS5F-XL/03 2 HOJAS - INT. 2000X2500 MM - S/VISOR | | 11598,23 |
| 86S50X224 | 8000 | AC. INTEGRAL | PUERTA AC. RS5F-XL/04 2 HOJAS - INT. 2000X2810 MM - S/VISOR | | 13232,37 |
| 86S50X225 | 8000 | AC. INTEGRAL | PUERTA AC. RS5F-XL/05 2 HOJAS - INT. 2000X3500 MM - S/VISOR | | 16234,73 |



Distribución de Aillamentos,
Decoración,
Revestimientos
Impermeabilización

Galuso

Almacéns de soluciones constructivas

Ourense e Vigo

www.escayolasgaluso.com

escayolasgaluso@escayolasgaluso.com



988 21 26 83

986 40 61 84

649 84 62 03

TARIFA AISLAMIENTOS 2015

| CODIGO | FAMILIA | CATALOGO | PRODUCTO | CC | PVP 2015 |
|--------|---------|----------|----------|----|----------|
|--------|---------|----------|----------|----|----------|

PUERTAS ACUSTICAS CORREDERAS

RSR - Rw 35 a 46 dB

UD

| | | | | | |
|-----------|------|--------------|--|--|---------|
| 86S50R001 | 8000 | AC. INTEGRAL | PUERTA AC. CORREDERA RS-R/01 - INT. 800X2000 MM - S/VISOR | | 3764,62 |
| 86S50R002 | 8000 | AC. INTEGRAL | PUERTA AC. CORREDERA RS-R/02 - INT. 900X2000 MM - S/VISOR | | 3881,34 |
| 86S50R003 | 8000 | AC. INTEGRAL | PUERTA AC. CORREDERA RS-R/03 - INT. 1000X2000 MM - S/VISOR | | 4004,57 |
| 86S50R004 | 8000 | AC. INTEGRAL | PUERTA AC. CORREDERA RS-R/04 - INT. 1100X2000 MM - S/VISOR | | 4376,47 |
| 86S50R005 | 8000 | AC. INTEGRAL | PUERTA AC. CORREDERA RS-R/05 - INT. 1400X2000 MM - S/VISOR | | 7768,60 |
| 86S50R006 | 8000 | AC. INTEGRAL | PUERTA AC. CORREDERA RS-R/06 - INT. 1600X2000 MM - S/VISOR | | 7899,33 |
| 86S50R007 | 8000 | AC. INTEGRAL | PUERTA AC. CORREDERA RS-R/07 - INT. 1800X2000 MM - S/VISOR | | 8183,76 |
| 86S50R008 | 8000 | AC. INTEGRAL | PUERTA AC. CORREDERA RS-R/08 - INT. 2000X2000 MM - S/VISOR | | 8300,48 |

CONSULTAR

PUERTAS CORREDERAS CON REJILLAS ACUSTICAS INCORPORADAS

UD

PUERTAS ACUSTICAS DE MADERA RF-30

UD

PUERTAS ACUSTICAS ELEGANCE

UD

VISORES ACUSTICOS PARA PARED

UD

ACCESORIOS PARA PUERTAS ACUSTICAS

UD

EMBALAJES PARA TRANSPORTE PUERTAS

UD

| | | | | | |
|-----------|------|--------------|--|--|---------|
| 86S50A001 | 8000 | AC. INTEGRAL | EMBALAJE DE MADERA PARA PUERTA RS DE 1 HOJA | | 335,94 |
| 86S50A002 | 8000 | AC. INTEGRAL | EMBALAJE DE MADERA PARA PUERTA RS DE 2 HOJAS | | 491,01 |
| 86S50A003 | 8000 | AC. INTEGRAL | EMBALAJE DE MADERA PARA PUERTA XL DE 1 HOJA | | 1386,00 |
| 86S50A004 | 8000 | AC. INTEGRAL | EMBALAJE DE MADERA PARA PUERTA XL DE 2 HOJAS | | 1518,00 |



Distribución de Aillamentos,
Decoración,
Revestimientos
Impermeabilización

Galuso

Almacéns de soluciones constructivas

Ourense e Vigo

www.escayolasgaluso.com

escayolasgaluso@escayolasgaluso.com



988 21 26 83

986 40 61 84

649 84 62 03

TARIFA AISLAMIENTOS 2015

























| CODIGO | FAMILIA | CATALOGO | PRODUCTO | CC | PVP 2015 |
|--------|---------|----------|----------|----|----------|
|--------|---------|----------|----------|----|----------|

AISLADORES ACUSTICOS SENOR







GAMA TECHO

UD





| | | | | | |
|------------|------|------|---|---|------|
| 8714360471 | 8000 | SENR | AISLADOR TECHO F-47 C. VERDE SE-4360/47 V DS |  | 4,06 |
| 8714360472 | 8000 | SENR | AISLADOR TECHO F-47 C. AZUL SE-4360/47 A DS |  | 4,38 |
| 8714360601 | 8000 | SENR | AISLADOR TECHO 60/27 C. VERDE SE-4360/60 V DS |  | 4,25 |
| 8714360602 | 8000 | SENR | AISLADOR TECHO 60/27 C. AZUL SE-4360/60 A DS |  | 4,61 |
| 871602500 | 8000 | SENR | AISLADOR TECHO P. SIERRA PLADUR C. VERDE SE-PL-25-V |  | 4,75 |
| 871602501 | 8000 | SENR | AISLADOR TECHO P. SIERRA PLADUR C. AZUL SE-PL-25-A |  | 4,90 |
| 871605000 | 8000 | SENR | AISLADOR TECHO P. SIERRA KNAUF C. VERDE SE-PL-50-V |  | 4,44 |
| 871605001 | 8000 | SENR | AISLADOR TECHO P. SIERRA KNAUF C. AZUL SE-PL-50-A |  | 4,65 |
| 871607500 | 8000 | SENR | AISLADOR TECHO P. SIERRA FALPER C. VERDE SE-PL-75-V |  | 4,23 |
| 871607501 | 8000 | SENR | AISLADOR TECHO P. SIERRA FALPER C. AZUL SE-PL-75-A |  | 4,42 |
| 871450030 | 8000 | SENR | AISLADOR TECHO GIRO A4G C. VERDE SE-A4TB-30 VG |  | 5,75 |
| 871450031 | 8000 | SENR | AISLADOR TECHO GIRO A4G C. AZUL SE-A4TB-30 AG |  | 5,93 |
| 871450460 | 8000 | SENR | AISLADOR TECHO GIRO A4 C. VERDE SE-A460-V |  | 6,00 |
| 871450461 | 8000 | SENR | AISLADOR TECHO GIRO A4 C. AZUL SE-A460-A |  | 6,29 |
| 871450470 | 8000 | SENR | AISLADOR TECHO GIRO A4C2 C. VERDE SE-A460-V C2 |  | 7,03 |
| 871450471 | 8000 | SENR | AISLADOR TECHO GIRO A4C2 C. AZUL SE-A470-A C2 |  | 7,23 |
| 871447100 | 8000 | SENR | AISLADOR TECHO GIRO P-47 C. VERDE SE-A4TI/47 V DS |  | 7,33 |
| 871447101 | 8000 | SENR | AISLADOR TECHO GIRO P-47 C. AZUL SE-A4TI/47 A DS |  | 7,56 |
| 871460100 | 8000 | SENR | AISLADOR TECHO GIRO P-60/27 C. VERDE SE-A4TI/60 V DS |  | 7,42 |
| 871460101 | 8000 | SENR | AISLADOR TECHO GIRO P-60/27 C. AZUL SE-A4TI/60 A DS |  | 7,69 |
| 871472500 | 8000 | SENR | AISLADOR TECHO MUELLE C. VERDE P.47 SE-4725 V/M6DS |  | 8,70 |
| 871472501 | 8000 | SENR | AISLADOR TECHO MUELLE C. AZUL P.47 SE-4750 A/M6DS |  | 8,78 |
| 871602500 | 8000 | SENR | AISLADOR TECHO MUELLE C. VERDE P.60/27 SE-6025 V/M6DS |  | 8,74 |
| 871602501 | 8000 | SENR | AISLADOR TECHO MUELLE C. AZUL P.60/27 SE-6050 A/M6DS |  | 8,84 |

TARIFA AISLAMIENTOS 2015

| CODIGO | FAMILIA | CATALOGO | PRODUCTO | CC | PVP 2015 |
|-----------|---------|----------|---|---|----------|
| 871902500 | 8000 | SEÑOR | AISLADOR GRANDES LUCES GRIS SE-STRIB CAB 25 G | | 9,45 |
| 871905000 | 8000 | SEÑOR | AISLADOR GRANDES LUCES VERDE SE-STRIB CAB 50 V |  | 10,25 |
| 871906000 | 8000 | SEÑOR | AISLADOR GRANDES LUCES AZUL SE-STRIB CAB 60 A | | 10,25 |
| 871901001 | 8000 | SEÑOR | AISLADOR GRANDES LUCES ROJO SE-STRIB CAB 100 R | | 11,55 |
| 871105004 | 8000 | SEÑOR | AISLADOR T. DESMONTABLE VERDE M4 SE-105 PCV/M4 |  | 3,53 |
| 871105006 | 8000 | SEÑOR | AISLADOR T. DESMONTABLE VERDE M6 SE-105 PCV/M6 | | 3,53 |
| 871704000 | 8000 | SEÑOR | ESCUADRA DE CUELGUE TECHO REG. M-4 - SE-TRN-704 |  | 0,86 |
| 871706000 | 8000 | SEÑOR | ESCUADRA DE CUELGUE TECHO REG. M-6 - SE-TRN-706 | | 0,86 |
| 871847000 | 8000 | SEÑOR | HORQUILLA NIVELADORA P-47 DS M6 ROT P.T. |  | 2,10 |
| 871860000 | 8000 | SEÑOR | HORQUILLA NIVELADORA P-60/27 DS M6 ROT P.T. | | 2,19 |



GAMA PARED

UD






| | | | | | |
|-----------|------|-------|--|---|------|
| 872003800 | 8000 | SEÑOR | AISLADOR PARED 1,5 MM ESP. VERDE SE-3800/TD1 + TA |  | 3,96 |
| 872003801 | 8000 | SEÑOR | AISLADOR PARED 0,8 MM ESP. VERDE SE-3801/TD1 + TA | | 3,89 |
| 872003802 | 8000 | SEÑOR | AISLADOR PARED 1,5 MM ESP. VERDE SE-3802/TD1 |  | 6,16 |
| 872003803 | 8000 | SEÑOR | AISLADOR PARED 0,8 MM ESP. VERDE SE-3803/TD1 | | 6,16 |
| 872007600 | 8000 | SEÑOR | AISLADOR PARED DOBLE 1,5 MM ESP. VERDE SE-7600/TB2 |  | 6,26 |
| 872007602 | 8000 | SEÑOR | AISLADOR PARED DOBLE 0,8 MM ESP. VERDE SE-7602/TB2 | | 6,09 |
| 872008600 | 8000 | SEÑOR | AISLADOR PARED DOBLE 1,5 MM ESP. VERDE SE-8600/TB3 |  | 8,01 |
| 872008602 | 8000 | SEÑOR | AISLADOR PARED DOBLE 0,8 MM ESP. VERDE SE-8602/TB3 | | 7,89 |


GAMA SUELO

UD

| | | | | | |
|-----------|------|-------|--|---|------|
| 873804020 | 8000 | SEÑOR | AISLADOR SUELO TACO 200 KG C. VERDE SE-TS-40 V 200 |  | 6,32 |
| 873808040 | 8000 | SEÑOR | AISLADOR SUELO TACO 400 KG C. AZUL SE-TS-80 A 400 | | 6,51 |
| 873850048 | 8000 | SEÑOR | AISLADOR SUELO TMT C. ROJO - SE-TMT-50 R |  | 8,04 |

TARIFA AISLAMIENTOS 2015


| CODIGO | FAMILIA | CATALOGO | PRODUCTO | CC | PVP 2015 |
|-------------------|---------|----------|---|---|-----------|
| ACCESORIOS | | | | | UD |
| 87910348 | 8000 | SEÑOR | BANDA POLIETILENO 03X48 MM 50 ML SE-BEP-3 48 |  | 38,88 |
| 87910370 | 8000 | SEÑOR | BANDA POLIETILENO 03X70 MM 50 ML SE-BEP-3 70 |  | 54,72 |
| 87910548 | 8000 | SEÑOR | BANDA POLIETILENO 05X48 MM 25 ML SE-BEP-5 48 |  | 25,56 |
| 87910570 | 8000 | SEÑOR | BANDA POLIETILENO 05X70 MM 25 ML SE-BEP-5 70 |  | 38,16 |
| 87911348 | 8000 | SEÑOR | BANDA CAUCHO CELULAR 03X48 MM 30 ML SE-BEC-3 48 | | 81,65 |
| 87911370 | 8000 | SEÑOR | BANDA CAUCHO CELULAR 03X70 MM 30 ML SE-BEC-3 70 | | 103,68 |
| 87911548 | 8000 | SEÑOR | BANDA CAUCHO CELULAR 05X48 MM 30 ML SE-BEC-5 48 | | 123,12 |
| 87911570 | 8000 | SEÑOR | BANDA CAUCHO CELULAR 05X70 MM 30 ML SE-BEC-5 70 | | 152,06 |
| 87901004 | 8000 | SEÑOR | CAZOLETA NIVELADORA M-4 - SE-CN4-2 |  | 0,72 |
| 87901006 | 8000 | SEÑOR | CAZOLETA NIVELADORA M-6 - SE-CN6-2 |  | 0,75 |
| 87901008 | 8000 | SEÑOR | CAZOLETA NIVELADORA M-8 - SE-CN8-1 |  | 0,96 |
| 87901016 | 8000 | SEÑOR | SUELA ROSCADA M-6 - SE-SR M6 |  | 1,17 |
| 87901026 | 8000 | SEÑOR | SUELA ROSCADA C/GOMA M-6 - SE-SRC M6 |  | 1,54 |
| 87901018 | 8000 | SEÑOR | SUELA ROSCADA M-8 - SE-SR M8 |  | 1,22 |
| 87901028 | 8000 | SEÑOR | SUELA ROSCADA C/GOMA M-8 - SE-SRC M8 |  | 1,60 |



Distribución de Aillamentos,
Decoración,
Revestimientos
Impermeabilización

GalusoG

Almacéns de soluciones constructivas

Ourense e Vigo  **649 84 62 03**

www.escayolasgaluso.com

escayolasgaluso@escayolasgaluso.com

EN VIGO.-

Camiño da Feira nº 3 - Nave 2-A
Bembrive (en frente Tanatorio Vigo Memorial)
986 40 61 84

EN OURENSE.-

Carretera de Vigo nº 30
Quintela de Canedo
988 21 26 83

TARIFA AISLAMIENTOS 2015

| CODIGO | FAMILIA | CATALOGO | PRODUCTO | CC | PVP 2015 |
|--------|---------|----------|----------|----|----------|
|--------|---------|----------|----------|----|----------|

AISLADORES MECANOCAUCHO



AKUSTIK

UD

| | | | | | |
|----------|------|-----|-------------------------------------|--|------|
| 87023801 | 8000 | AMC | AISLADOR AKUSTIK SUPER T47 A-45 | | 4,44 |
| 87023802 | 8000 | AMC | AISLADOR AKUSTIK SUPER T47 B-60 | | 4,77 |
| 87023811 | 8000 | AMC | AISLADOR AKUSTIK SUPER T60 A-45 | | 4,60 |
| 87023812 | 8000 | AMC | AISLADOR AKUSTIK SUPER T60 B-60 | | 5,01 |
| 87023101 | 8000 | AMC | AISLADOR AKUSTIK 1 A-45 | | 4,45 |
| 87023102 | 8000 | AMC | AISLADOR AKUSTIK 1 B-60 | | 4,45 |
| 87023111 | 8000 | AMC | AISLADOR AKUSTIK 2 A-45 | | 4,88 |
| 87023112 | 8000 | AMC | AISLADOR AKUSTIK 2 B-60 | | 4,88 |
| 87023121 | 8000 | AMC | AISLADOR AKUSTIK 3 A-45 | | 4,61 |
| 87023122 | 8000 | AMC | AISLADOR AKUSTIK 3 B-60 | | 4,61 |
| 87023131 | 8000 | AMC | AISLADOR AKUSTIK 4 A-45 | | 4,71 |
| 87023132 | 8000 | AMC | AISLADOR AKUSTIK 4 B-60 | | 4,71 |
| 87023143 | 8000 | AMC | AISLADOR AKUSTIK RAPID T60 A-45 | | 4,34 |
| 87023144 | 8000 | AMC | AISLADOR AKUSTIK RAPID T60 B-60 | | 4,69 |
| 87023145 | 8000 | AMC | AISLADOR AKUSTIK RAPID T47 A-45 | | 4,25 |
| 87023146 | 8000 | AMC | AISLADOR AKUSTIK RAPID T47 B-60 | | 4,25 |
| 87023210 | 8000 | AMC | AISLADOR AKUSTIK SEGURIDAD T47 A-45 | | 4,74 |
| 87023213 | 8000 | AMC | AISLADOR AKUSTIK SEGURIDAD T47 B-60 | | 4,74 |
| 87023159 | 8000 | AMC | CAMPANA NIVELADORA AMC | | 0,78 |



Distribución de Aillamentos,
Decoración,
Revestimientos
Impermeabilización

Galuso

Almacéns de soluciones constructivas

Ourense e Vigo  **649 84 62 03**

www.escayolasgaluso.com

escayolasgaluso@escayolasgaluso.com

EN VIGO.-

Camiño da Feira nº 3 - Nave 2-A
Bembrive (en frente Tanatorio Vigo Memorial)
986 40 61 84

EN OURENSE.-

Carretera de Vigo nº 30
Quintela de Canedo
988 21 26 83